


# Smoke Alarm

9V Battery Powered



Communication Capability

## Model Ei 605C Optical

- EN 14604:2005 3<sup>rd</sup> party approved
- Interconnect up to 12 battery powered alarms
- Optional upgrade to  interconnect
- Early detection to all standard domestic fires types
- Built-in high audibility warning sounder
- Large Easy to use Test/Hush button
- Hush Feature allows false alarm control
- Easy to install twist-on base design
- Aesthetically pleasing, compact design
- Innovative and robust optical chamber design
- Low battery warning
- Manufactured in Ireland to ISO 9001:2000
- 5 year Guarantee



## Product Description


The Ei605C is an Optical Smoke Alarm using the light scatter principle, giving a quick response to all standard fires. It's powered by a 9V replaceable alkaline battery (supplied with the alarm)

The Ei605 is designed for simple installation, commissioning and maintenance

The Ei605C has a large, easy to use, combined Test/Hush button enables full testing of the alarm and the ability to silence false alarms.

The Ei605C has an innovative high performance optical chamber with integral fixed insect screen reducing the possibility of false alarms.

The Ei605C maybe hardwire interconnected to twelve battery powered alarms enabling all alarms to sound if just one of the interconnected alarms should be triggered.

The Ei605C modular design allows it to be upgraded for  functionality with the addition of the Ei605MRF Radio frequency module.

## Operation


- The smoke detector will activate the built in sounder upon sensing smoke particles. It will automatically reset and silence the alarm when the smoke particles are no longer present in the chamber.
- The red indicating LED will flash once every 40 seconds to show that the alarm is powered and it has performed an automatic self-test.
- The built in sounder will provide a minimum sound output of 85dB at 3m.
- Pressing and holding the "Test/Hush" button will perform a self test and sound the horn – checking the chamber, electronics and horn.
- Momentarily pressing the "Test/Hush" button when an alarm is sounding will set the alarm into "HUSH" mode. This reduces the sensitivity for a period of 10 minutes, after which the alarm automatically resets – providing control over false alarms.
- The smoke detector will emit a beep every 40 seconds to indicate that the battery is near depletion and needs replacing.



Shannon Free Zone, Shannon, Co. Clare, Ireland.  
Ph.+353 61 471277 Fx.+353 61 471053  
Email. [eielectronics@eiltd.ie](mailto:eielectronics@eiltd.ie)  
Web: [www.eielectronics.com](http://www.eielectronics.com)

# Model Ei605C Optical

## Technical Specification

|                            |   |                            |  |
|----------------------------|---|----------------------------|--|
| <b>Sensor:</b>             | Optical, uses light scatter from smoke particles                              | <b>Alarm:</b>              | Piezoelectric-horn (built-in)  |
| <b>Sensitivity:</b>        | Complies with the requirements of BS EN 14604: 2005                           | <b>Alarm Sound Output:</b> | 85dB (minimum) at 3m   |
| <b>Airspeed:</b>           | Essentially immune to the effect of airspeed.                                 | <b>Temperature Range:</b>  | 0 to 40°C  |
| <b>Button Test:</b>        | Simulates the effect of smoke to check the chamber, electronics and horn.     | <b>Humidity Range:</b>     | 15% to 95% Relative Humidity – non condensing  |
| <b>Hush:</b>               | Silences nuisance alarm. Automatically resets after approximately 10 minutes. | <b>Interconnect:</b>       | Hardwire interconnect up to 12 battery powered alarms.<br><br>A combination of up to 12 battery and Mains powered alarms maybe  interconnected. |
| <b>Supply Voltage:</b>     | 9V Battery  | <b>Fixing:</b>             | Screw fixings supplied   |
| <b>Power-On Indicator:</b> | Red LED flashes through cover every 40 seconds                                | <b>Dimensions:</b>         | 115mm (diameter) x 45mm (height)   |
|                            |   | <b>Weight:</b>             | 200 grams  |
|                            |   | <b>Warranty:</b>           | 5 year (limited) warranty  |
|                            |   | <b>Approvals:</b>          | VdS approved to BS EN14604:2005, CE approved, Manufactured to ISO 9001:2000 quality standards.   |

## Installation & Placement



Alarms should be placed in accordance with the general guidelines shown in the diagram above. These recommendations are based on the problem of areas of “dead air” close to corners of rooms and apexes of ceilings, which could result in the prevention of smoke reaching the smoke detector

Please consult the Instruction Leaflet supplied with the Ei605C for detailed instructions as to how to correctly install and position the smoke detector

Specifications are subject to change

### Important Precaution:

Do not install the actual smoke/heat alarm itself in new or renovated buildings until all work is completed (including floor coverings) and the building has been fully cleaned. (Excessive dust and debris from building work can contaminate the smoke chamber and cause problems, and it will also invalidate the guarantee). If it must be installed, cover it completely, particularly around the edges, with a dust cover (eg. a plastic bag), until all cleaning is finished..

Specifications are subject to change